



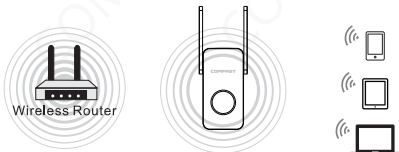
Quick Installation Guide



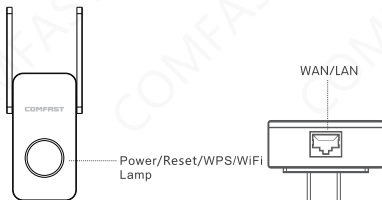
Wireless expander/Repeater
M0304373 Version:V1.0

1 The Product Description

1.1 This is a supplement of wireless LAN network, which could expand the scale of WiFi. It is useful, convenient and easy to install.



1.2 Structure Description



Reset Description: Press for more than eight seconds, reset the factory settings for Reset after the WiFi light flashes.

WPS Description: Press the button in 1-2 s for WPS function.
(Note: WPS only supports wireless use of mobile phone)




Warning


1. Unplug it in thunderstorm and prevent it from lighting damage.
2. Away from heat and keep ventilation.
3. Please pay attention to waterproof when storing, transporting and operating.

2 Repeater Mode Setting

2.1 It is defaulted to Repeater Mode. (Do not connect the Ethernet port to router directly).

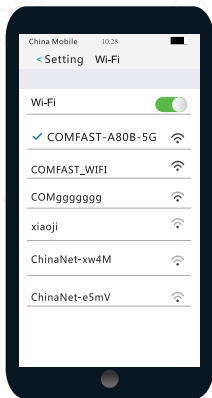
2.2 After the device is powered, connect the WiFi signal COMFAST_XXXX_2G/COMFAST_XXXX_5G by mobile or connect the device with computer by cable.

2.3 Open browser and input 192.168.10.1 to get to the login page. Only first login need set password.  icon is for language setting.

2.4 After setting password, it will get to scan available signal automatically. (If you want to change the mode, please wait scanning finished and click the home icon  to set). Choose the SSID you want to repeat, and input the router password to finish repeating settings.




2.5 Reconnect to the wireless to access the Internet, the wireless password is the superior routing password.(The expanded signal will add "-2G/5G" after the upper WiFi name, such as xxxx-2G/5G)



3 Other Mode Settings

3.1 In home page, there are three modes to choose, the Repeater Mode, the AP Mode and Router Mode (PPPoE, Static IP, DHCP). If needs Bridge Mode, please go to Advanced Mode ⚙️



4 FAQ

Q:You cannot surf internet after setting up successfully?

A:If the device status light is blue, the device does not extend successfully. Pls check the password whether is right . If not, pls enter the right password.

Q:The network speed is very slow after setting up successfully?

A:Pls check the status of the device lamp. If the lamp is red, it indicates that the device and the main road are far away from the main road, you can adjust the position of the repeater.

How to check the status page: after connecting the extended WiFi successfully, you can enter the IP address 192.168.10.1 on mobile's browser or on PC to check the so-state page of the repeater.

More questions, pls visit our main page: www.comfast.com.cn

Maintenance Regulations

Dear Valued Clients,

Thank you for purchasing a **COMFAST** products and service to protect your rights, please read the following maintenance regulations.

The following does not belong to free maintenance ,our company can provide paid service ,please note:

- Failure to require the installation manual , use ,maintenance, storage lead to product failure or damage;
- Beyond the limited warranty , the warranty period;
Unauthorized alteration, tearing up the product bar code;
- Without authorization to change the settings file or inherent disassemble without authorization;
- Unexpected factors or human actions lead to product damage, such as improper input voltage, temperature, watermechanical damage, break, rust or serious oxidation of product ,etc;
- Other non-product itself, design ,technology,manufacturing, quality and other quality problems caused by the failure damage.

Certificate Of Qualification

Quality Inspector _____

Production Date _____

Executive Standard YD/T 1965-2009 _____



Quick Installation Guide

Statement

**Shenzhen Four Seas Global Link Network Technology CO.,Ltd.Company
all rights reserved.**

Without our official writ permission, no unit or individual shall be copied, reproduced, transcribed or translated in part or whole book. In any form or by any means(electronic,mechanical,printing,recording or other possible means)or for the propagation of goods any commercial, profitable purposes.

COMFAST is the registered trademark of Shenzhen Four Seas Global Link Network Technology Co.,Ltd.Company. All other trademarks or registered trademarks mentioned in this document, by respective owners.

Product specifications and information mentioned in this manual are for reference on subject to updates without notice. Unless there are other special agreed, this manual is used only as a user guide. All statements, information, etc. are not constitute any form of guarantee

Manufacturer: Shenzhen Four Seas Global Link Network Technology Co.,Ltd.Company

Address: Room 607-610,Block B Tao JINDI Electronic Business Incubation Base, Tenglong Road, Longhua District, Shenzhen, China

Hotline: 4009-001-766

Website: en.comfast.com.cn